

National curriculum tests

Key stage 2

Mathematics

Paper 1: arithmetic

First name						
Middle name						
Last name						
Date of birth	Day		Month		Year	
School name						

SAMPLE BOOKLET

Published July 2015

This sample test indicates how the national curriculum will be assessed from 2016. Further information is available on GOV.UK at www.gov.uk/sta.



PUPIL ID NUMBER



S 0 0 0 8 0 A 0 1 2 0

[BLANK PAGE]

Please do not write on this page.



Instructions

You **may not** use a calculator to answer any questions in this test.

Questions and answers

You have **30 minutes** to complete this test.

Work as quickly and as carefully as you can.

Put your answer in the box for each question.

For questions expressed as common fractions, you should give your answers as common fractions.

All other answers should be given as either whole or decimal numbers.

If you cannot do one of the questions, **go on to the next one**. You can come back to it later if you have time.

If you finish before the end, **go back and check your work**.

Marks

The number under each box at the side of the page tells you the maximum number of marks for each question.

In this test, long division and long multiplication questions are worth **2 marks each**. You will be awarded 2 marks for a correct answer.

You may get 1 mark for showing a formal method.

All other questions are worth **1 mark each**.

If you finish before the end, go back and check your work.



1

$$979 + 100 =$$

A large grid for working out the answer to the first question. The grid is 20 columns wide and 10 rows high. A rectangular box is drawn on the right side of the grid, spanning 5 columns and 2 rows, intended for the final answer.

1 mark

2

$$123 \times 2 =$$

A large grid for working out the answer to the second question. The grid is 20 columns wide and 10 rows high. A rectangular box is drawn on the right side of the grid, spanning 5 columns and 2 rows, intended for the final answer.

1 mark

3

$$6.1 + 0.3 =$$

A large grid for working out the answer to the third question. The grid is 20 columns wide and 10 rows high. A rectangular box is drawn on the right side of the grid, spanning 5 columns and 2 rows, intended for the final answer.

1 mark



4

$$24 \times 3 =$$

1 mark

5

$$1,034 + 586 =$$

1 mark

6

$$48 \div 6 =$$

1 mark



7

$$472 - 9 =$$

1 mark

8

$$2.5 + 0.05 =$$

1 mark

9

$$5 \times 4 \times 7 =$$

1 mark



10

$$\frac{4}{5} - \frac{1}{5} =$$

1 mark

11

$$630 \div 9 =$$

1 mark

12

$$1.28 \times 100 =$$

1 mark



13

$4^2 =$

1 mark

14

$50,000 - 500 =$

1 mark

15

$100 \times 100 =$

1 mark



16

$$1,440 \div 12 =$$

1 mark

17

$$20\% \text{ of } 1,500 =$$

1 mark

18

$$1.52 \times 6 =$$

1 mark



19

$$\frac{1}{9} + \frac{4}{9} =$$

1 mark

20

$$5,756 + 8,643 =$$

1 mark

21

$$7,505 \div 5 =$$

1 mark



24

$15.4 - 8.88 =$

A large grid for showing the method of solving the subtraction problem. The grid is 20 columns wide and 10 rows high. A rectangular box is drawn in the bottom right corner of the grid, spanning 6 columns and 2 rows.

1 mark

25

1 3 | 3 0 1 6

Show your method

A large grid for showing the method of solving the division problem. The grid is 20 columns wide and 10 rows high. A rectangular box is drawn in the bottom right corner of the grid, spanning 6 columns and 2 rows.

2 marks



26

$$\frac{1}{4} \times \frac{1}{8} =$$

1 mark

27

$$95\% \text{ of } 240 =$$

1 mark

28


$$234,897 - 45,996 =$$

1 mark



31


$$20 - 4 \times 2 =$$



1 mark

32


$$\frac{2}{5} \div 2 =$$



1 mark

33

$$1\frac{1}{5} - \frac{1}{4} =$$



1 mark



34

3 7 | 2 3 3 1

Show
your
method

2 marks

35

$$\frac{3}{4} + \frac{7}{8} =$$

1 mark



[END OF TEST]

Please do not write on this page.



[BLANK PAGE]

Please do not write on this page.



Sample key stage 2 mathematics paper 1: arithmetic
Electronic PDF version product code: STA/15/7322/e ISBN: 978-1-78315-740-2

For more copies

Additional printed copies of this booklet are not available. It can be downloaded from www.gov.uk/government/publications.

© Crown copyright and Crown information 2015

Re-use of Crown copyright and Crown information in test materials

Subject to the exceptions listed below, the test materials on this website are Crown copyright or Crown information and you may re-use them (not including logos) free of charge in any format or medium in accordance with the terms of the Open Government Licence v3.0 which can be found on the National Archives website and accessed via the following link: www.nationalarchives.gov.uk/doc/open-government-licence. When you use this information under the Open Government Licence v3.0, you should include the following attribution: 'Contains public sector information licensed under the Open Government Licence v3.0' and where possible provide a link to the licence.



Exceptions – third-party copyright content in test materials

You must obtain permission from the relevant copyright owners, as listed in the '2016 sample tests copyright report', for re-use of any third-party copyright content which we have identified in the test materials, as listed below. Alternatively you should remove the unlicensed third-party copyright content and/or replace it with appropriately licensed material.

Third-party content

These materials contain no third-party copyright content.

If you have any queries regarding these test materials contact the national curriculum assessments helpline on 0300 303 3013 or email assessments@education.gov.uk.

